

Amanda Carroccia, PharmD^{1,2}; Kent Toombs, BScPhm³; Sean K. Gorman, PharmD⁴; Sean P. Spina, PharmD⁵; William M. Semchuk, PharmD⁶; Andrea Meade, BScPhm³; Donna Lowe, PharmD¹; Erin MacNeil, BScPhm³; Tania Bayoud, PharmD⁷; Steve Shalansky, PharmD⁸; Nadia Facca, MHS⁹; Winne Seto, PharmD¹⁰; Jean-François Bussières, MSc¹¹; Gary Wong, BScPhm¹; Philip Lui, PharmD¹; Richard S. Slavik, PharmD⁴; Sandra Porter, BScPhm¹; Douglas Doucette, PharmD¹²; Clarence Chant, PharmD¹³; Bob Maclean, PharmD¹⁴; Olavo Fernandes, PharmD^{1,2}

¹University Health Network, Toronto, ON; ²Leslie Dan Faculty of Pharmacy, University of Toronto, Toronto, ON; ³Nova Scotia Health Authority, Truro, NS; ⁴Interior Health Authority, Kelowna, BC; ⁵Victoria Island Health Authority, Victoria, BC; ⁶Saskatchewan Health Authority, Saskatoon, SK; ⁷St. Joseph's Health Care London, London, ON; ⁸Providence Health Care, Vancouver, BC; ⁹London Health Sciences Centre, London, ON; ¹⁰The Hospital for Sick Children, Toronto, ON; ¹¹CHU Sainte-Justine, Montréal, QC; ¹²Horizon Health Network, Moncton, NB; ¹³Unity Health Toronto, Toronto, ON; ¹⁴The Ottawa Hospital, Ottawa, ON

Background

- Eight evidence-informed national consensus clinical pharmacy key performance indicators (cpKPIs) representing processes of care associated with an impact on meaningful patient outcomes have been established.

- Hospitals across Canada have begun measuring cpKPI data, however, a Canadian national registry does not exist

Figure 1. Clinical Pharmacy Key Performance Indicators



Objectives

- Primary Objective:**
- To develop a national cpKPI patient registry and generate pooled national summary cpKPI reports to inform the advancement of pharmacy practice and improve patient outcomes.

Methods

- Design:** National, quality improvement, observational Patient registry
- Participant Selection:**
 - Volunteer Canadian hospitals from the National cpKPI Collaborative who have implemented cpKPI patient care processes
 - Actively locally measuring and tracking at least one cpKPI on at least one inpatient clinical patient care area
 - January-December 2018 timeframe



*DTA= Data Transfer Agreement; REB= Reviews Ethics Boards

Results

Figure 2. Total Number Of Hospitals Measuring Each cpKPI Across Canada In 2018 [Self-reported]

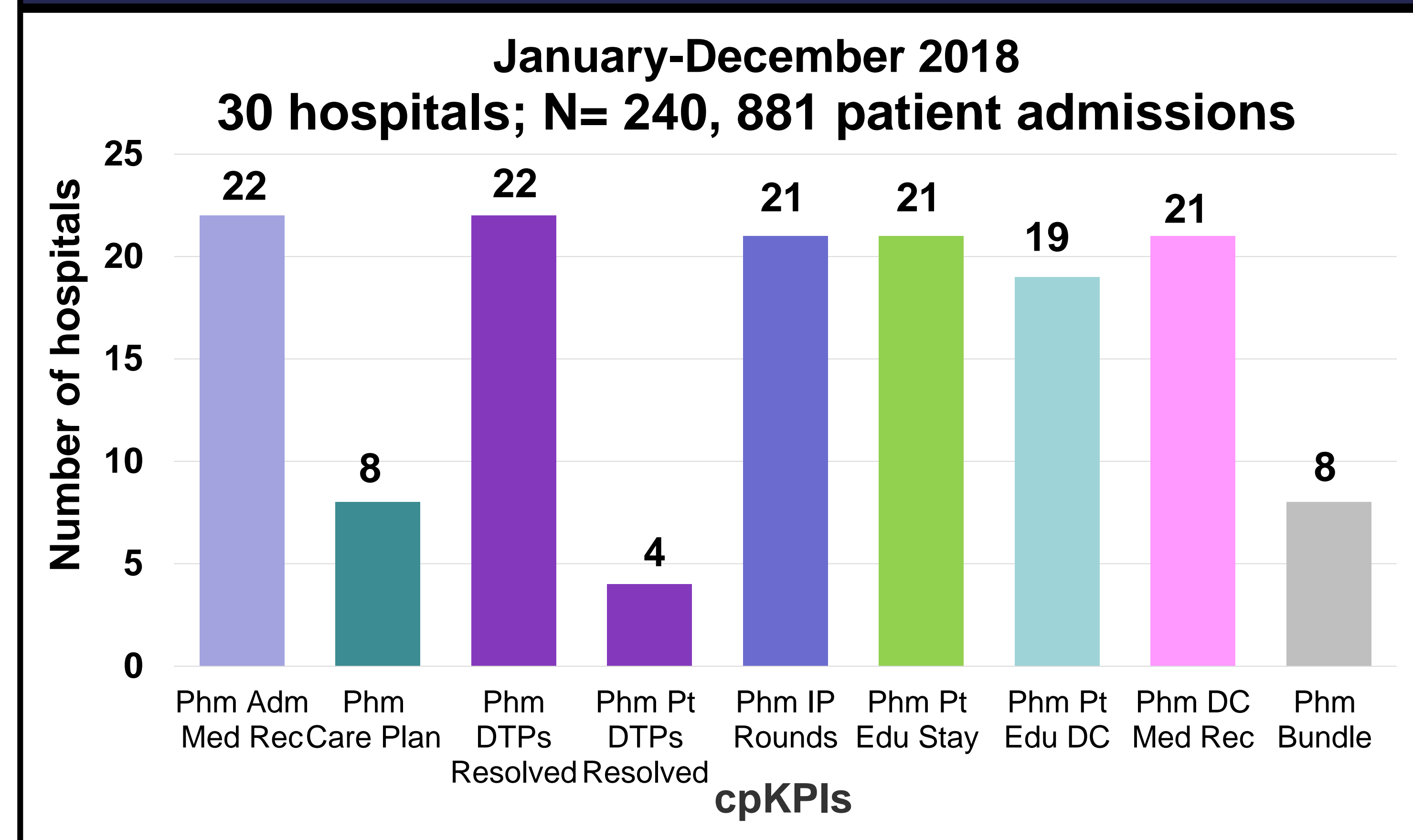


Figure 3. Patient Enrollment and Healthcare Organization Inclusion For National Registry

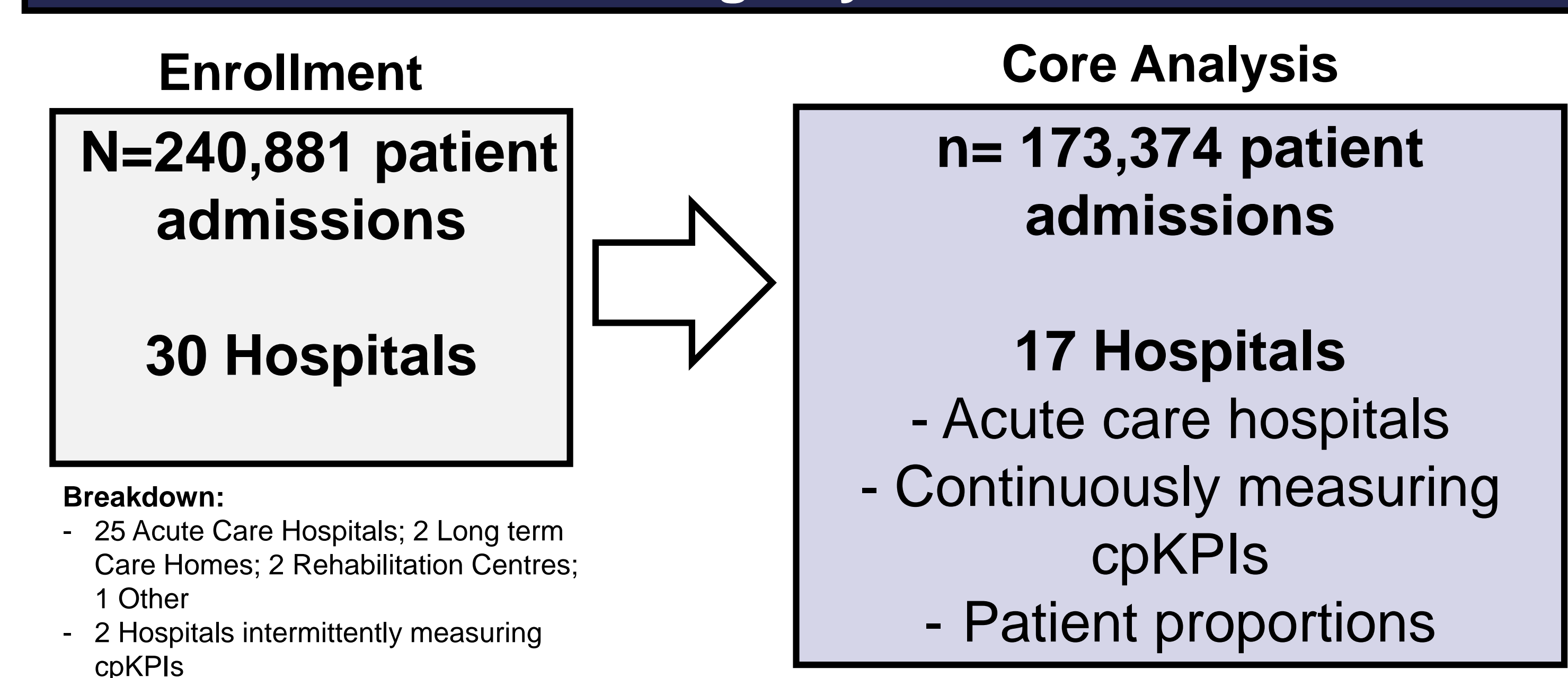


Table 1. Patient And Healthcare Organizations Characteristics [Core Analysis]

Total number of hospital beds	Pooled: 4081 beds Average (mean): 240 beds/ hospital
Total number of beds eligible to receive at least 1 cpKPI during the time period submitted	Pooled: 3,800 beds Average (mean): 224 beds/ hospital
Proportion of beds eligible to receive at least 1 cpKPI	93%
Full-time equivalent (FTE) pharmacists	Pooled: 227.2 Average (mean): 13.4/hospital
Total Number of Teaching hospitals- (%)	11 hospitals (65%)

Figure 4. Pooled Proportion Of Patients Receiving Each cpKPI In Canada In 2018 [Core Analysis]

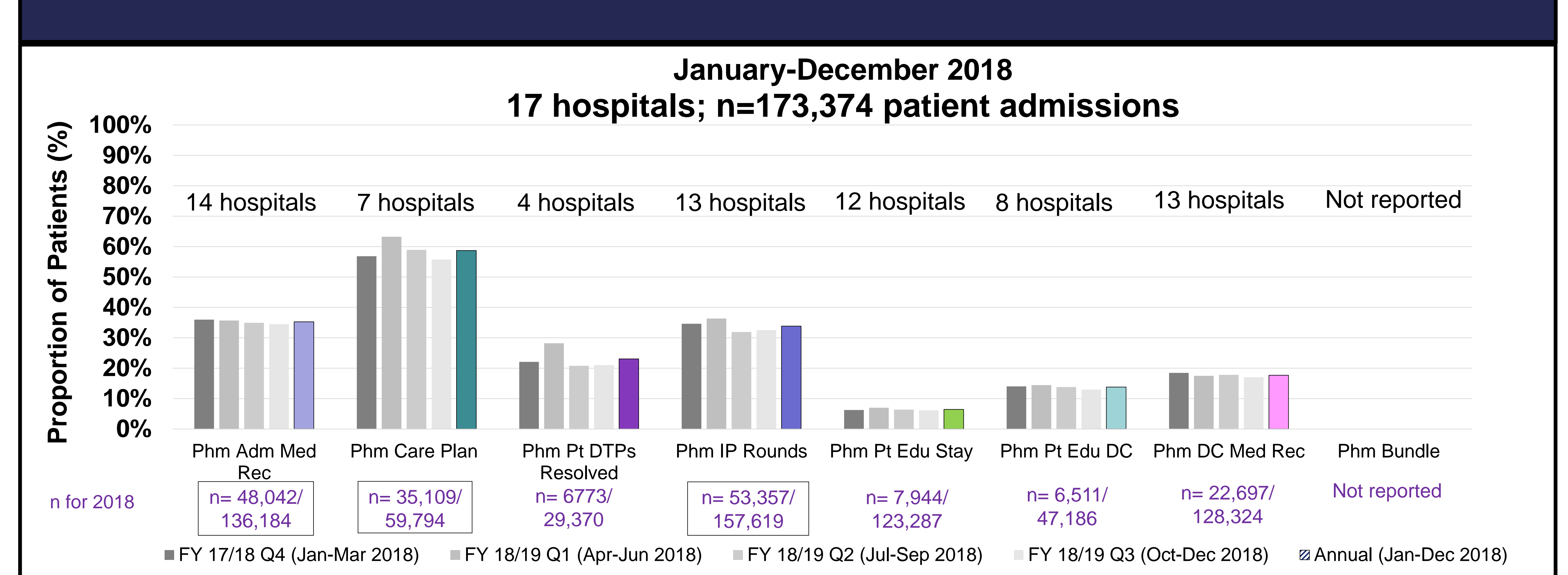
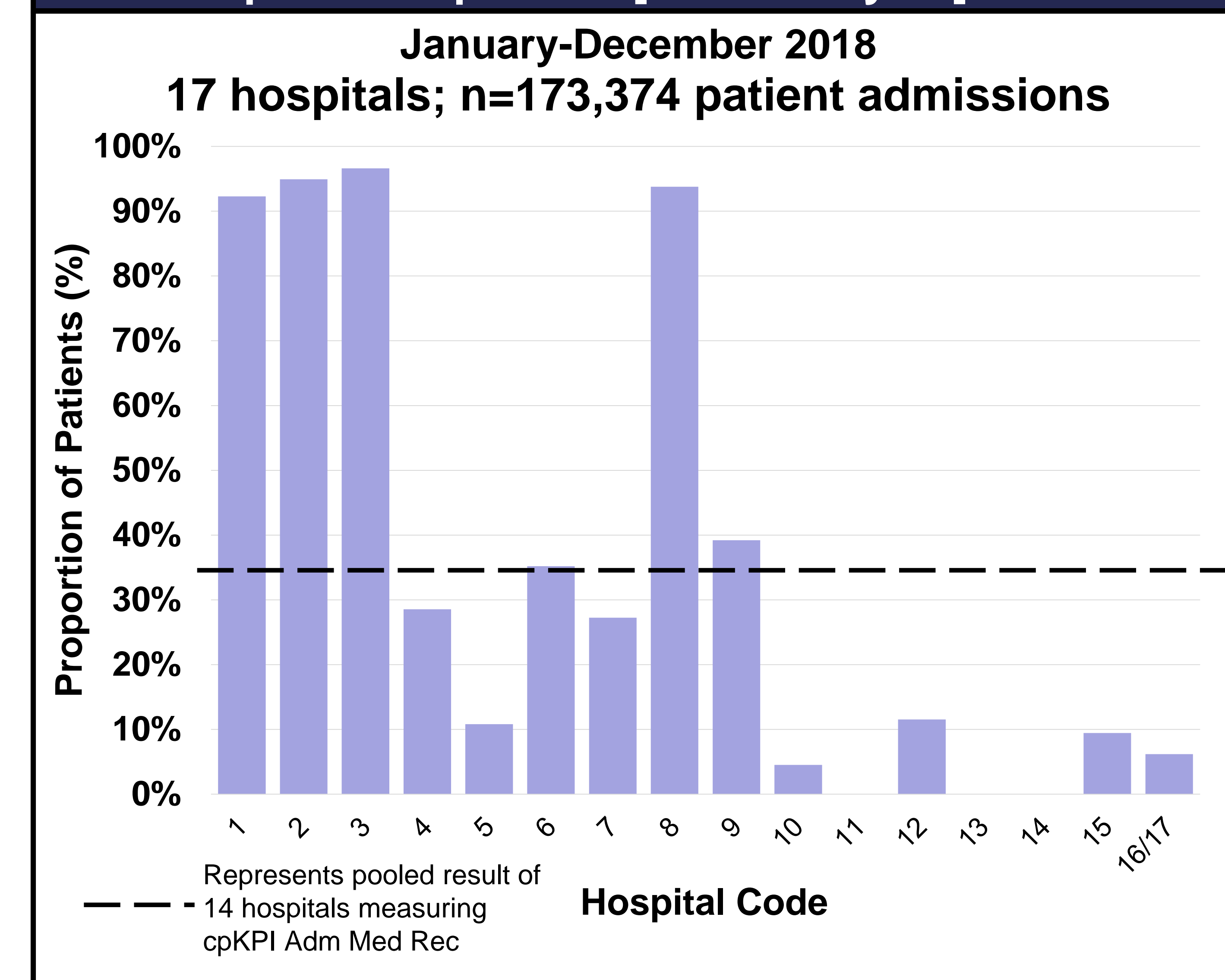


Figure 5. Admission Medication Reconciliation- Acute Care Hospital Comparison [Core Analysis]



- Total Number Of cpKPI Events [Core Analysis]**
 - 180,433 patient cpKPI events in 2018
- Total Number of DTPs Resolved (Phm DTPs Resolved)**
 - 66,358 DTPs Resolved for 22 hospitals in 2018

Discussion

- Variability among the cpKPI practice profiles for each hospital
- Results may facilitate identification of strengths, care gap opportunities, and need to further refine cpKPI definitions
- Limitations:** Self reporting by pharmacists (over/under-reporting)

Conclusions

- The first national registry for capturing cpKPI patient-level data in Canada was established.
- Findings may permit hospital cpKPI profile benchmarking and support national best-practice sharing

Acknowledgements

- Canadian National cpKPI Collaborative Members
- Students and local team members involved in various stages of the National cpKPI project
- Email correspondence to: olavo.fernandes@uhn.ca