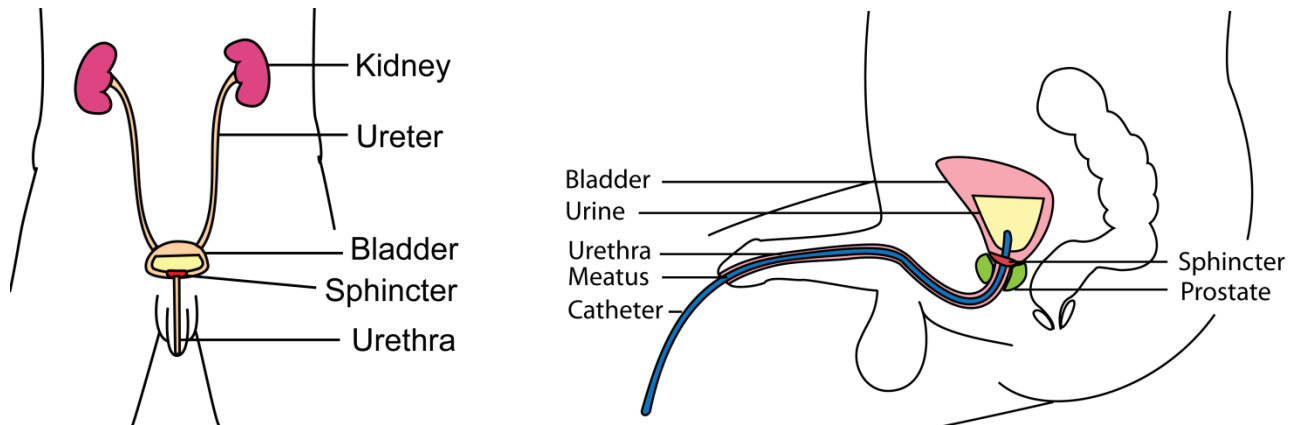


Intermittent Catheterization for Men

After spinal cord injury, you might not be able to control your bladder. Intermittent catheterization (IC) is used to help you empty your bladder by using a catheter. A catheter is a special tube that you insert through your penis and into your bladder. This needs to be done 4 to 6 times per day every 3 to 6 hours (intermittent). Since you might not feel the need to pee, you need to use a schedule to remember when to do it.



Doing ICs Prevents Damage to Your Kidneys

It is very important to do ICs on a schedule to keep your kidneys healthy. If you do not have feeling in your bladder, you might not know when it's full. When your bladder gets too full, urine can go back into your kidneys and cause permanent damage.

Doing ICs Prevents Bladder Problems

Making sure you do ICs on a schedule helps prevent bladder accidents (incontinence). If you do not do ICs regularly, you can risk having leaks, wetting yourself or getting a bladder infection. Keeping your skin dry helps prevent skin damage caused by moisture. Doing regular ICs helps your bladder muscles stretch and stay healthy.

Pain or discomfort? After a spinal cord injury, some people do not feel any pain when doing an IC. If you have any discomfort, consider using a numbing gel.

Contact your Doctor or Nurse for more information.

SELF CARE

©2015 University Health Network - Toronto Rehab. All rights reserved. Reviewed 2022. **Disclaimer:** Information is provided for educational purposes only. Consult a qualified health professional regarding specific medical concerns or treatment. University Health Network does not assume and disclaims any liability to any party for any loss or damage by errors or omissions in this publication.

www.SpinalCordEssentials.ca

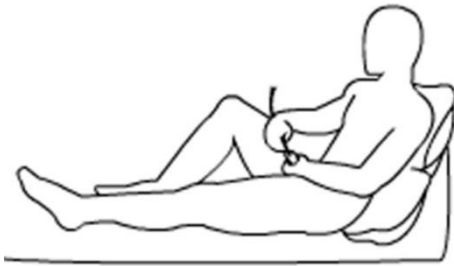
SCE2-Sa1-2015-11-20

Intermittent Catheterization for Men

Supplies

- Catheter
- Water-soluble lubricant
- 4" x 4" gauze or paper towel
- Disposable wet wipes or a soapy wash cloth
- Disinfectant spray
- Urine collection container and storage bag

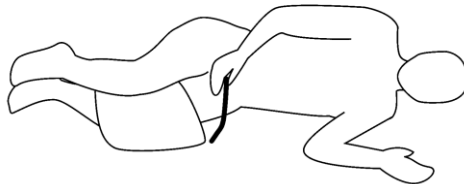
How to Position Yourself



Sitting in bed with knees bent and pointing out



Sitting in your wheelchair



Side lying in bed



Sitting on the toilet

Do an IC every 3 to 6 hours. Your IC schedule depends on how much you are drinking and your urine volumes. Most people do ICs about 4 or 5 times per day. Talk with your doctor about how often you should be emptying your bladder.

Contact your Doctor or Nurse for more information.

SELF CARE

©2015 University Health Network - Toronto Rehab. All rights reserved. Reviewed 2022. **Disclaimer:** Information is provided for educational purposes only. Consult a qualified health professional regarding specific medical concerns or treatment. University Health Network does not assume and disclaims any liability to any party for any loss or damage by errors or omissions in this publication.

www.SpinalCordEssentials.ca

SCE2-Sa1-2015-11-20

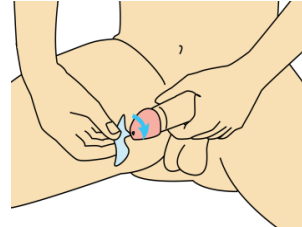
Intermittent Catheterization for Men

Procedure

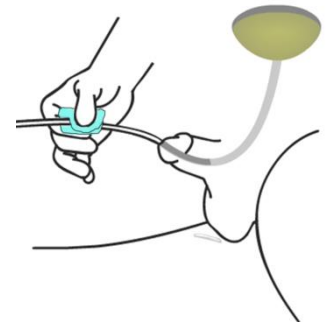
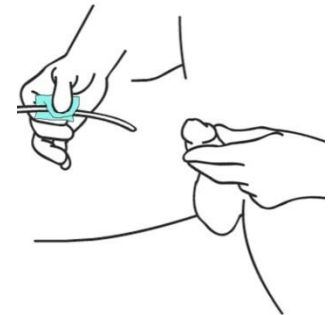
1. Avoid Infection! Wash your hands with soap and water.
2. Get into position. If you need to use your wheelchair after washing your hands, wipe your hands with a soapy wash cloth or a wet wipe.
3. Open the wet wipes and lubricant. Open the catheter keeping the plastic cover on the bottom.
4. Pull back your foreskin and clean your penis with a soapy wash cloth or wet wipe.
5. Spread lubricant on the gauze or paper towel. Pick up the clean catheter by its wrapper. Lubricate it with the gauze or paper towel.
6. Hold your penis up towards your stomach. This position makes it easier to put in the catheter.
7. Put the drainage end of the catheter in the drainage container. Use the gauze or towel to gently insert the catheter into your penis. You should insert it for about 15-20cm (6-8").
8. When you reach your bladder, you might feel a little resistance. Hold gentle pressure until your bladder relaxes. Never force the catheter.
9. You know you're in your bladder when urine starts to flow. Once urine is flowing, insert the catheter only a bit more to make sure it is fully inside your bladder. Don't push it too far since your bladder may not empty completely.
10. Once urine stops flowing, pull the catheter out a little to drain the lower parts of your bladder. When your bladder is empty, remove the catheter slowly and throw it out into the garbage.



with soapy wash



Pick up the clean paper towel.



Avoid Infection! When you do ICs, everything needs to be clean. Improper ICs is the main cause of bladder infection. Always use a sterile catheter.

Contact your Doctor or Nurse for more information.

SELF CARE

©2015 University Health Network - Toronto Rehab. All rights reserved. Reviewed 2022. **Disclaimer:** Information is provided for educational purposes only. Consult a qualified health professional regarding specific medical concerns or treatment. University Health Network does not assume and disclaims any liability to any party for any loss or damage by errors or omissions in this publication.

www.SpinalCordEssentials.ca

SCE2-Sa1-2015-11-20



Intermittent Catheterization for Men

When You Finish Your IC

1. After each IC, place your urine container on a flat surface and note how much urine there is.
2. Empty the urine into the toilet. Rinse and wash the urine container after each use. Store it in an extra-large plastic bag (e.g. Ziploc) in a clean place.
3. Wash your hands.

Choosing a catheter

There are many different types and sizes of catheters available on the market. Catheters with more features often cost more. Sometimes insurance companies can cover part of the costs. Work with your doctor or urologist to find the right model for you. Different features include:

Size: Catheters come in different sizes. Your doctor can help you find the right size.

Material: Different materials are used including silicon, nylon, etc...

Lubrication: Some catheters come with lubricant already on them.

Tip style: Some catheters have different tip styles to help with insertion.

Built-in Bag: Some catheters have a built-in drainage bag.

Possible Problems

Unable to insert catheter: Never force the catheter. If you cannot do your IC, get medical attention right away. Trouble inserting the catheter could mean you are not using enough lubricant. Try adding more lubricant and inserting it again slowly. If you are having a hard time inserting the catheter past the bladder muscle, hold it in place for a moment. This allows your bladder muscle to relax and open. Taking a deep breath and coughing can help. If you continue to feel resistance, take a break. Try again after a few minutes with a new catheter. Scar tissue can make it difficult to insert the catheter. If you are having trouble inserting the catheter often, speak with your doctor.

Contact your Doctor or Nurse for more information.

SELF CARE

©2015 University Health Network - Toronto Rehab. All rights reserved. Reviewed 2022. **Disclaimer:** Information is provided for educational purposes only. Consult a qualified health professional regarding specific medical concerns or treatment. University Health Network does not assume and disclaims any liability to any party for any loss or damage by errors or omissions in this publication.

www.SpinalCordEssentials.ca

SCE2-Sa1-2015-11-20

Intermittent Catheterization for Men

Blood in the urine: If there is blood on the catheter or in the urine, you may have an injury in your penis. If there is only a little bit of blood, drink lots of water and do the next IC as scheduled. If bleeding continues or there is a lot of blood, get medical attention right away. Remember that some foods (e.g. beets) can cause the urine to be pink or red.

Bladder infection: Pain when peeing is a common sign of a bladder infection. After a spinal cord injury, you might not be able to feel pain. Bladder infections make you feel sick, give you headaches, and can cause increased muscle spasms. Cloudy, bad smelling urine can be a sign of an infection. If you have signs of an infection, get medical attention. To learn more, check out the [Spinal Cord Essentials Bladder Infections](#) handout.

Autonomic dysreflexia (AD): Having a full bladder is one of the main causes of AD. Full bowel or skin issues can also cause AD. If you have a complete spinal cord injury at level T6 or above, you are at risk of having AD. AD is a dangerous rise in blood pressure and is a **medical emergency**. If your blood pressure rises 20-40mmHg and you have symptoms, you have AD. You need to do something right away. If not treated, AD can cause stroke, seizures, and death. To learn more, check out the [Spinal Cord Essentials Autonomic Dysreflexia](#) handout.

If you have symptoms of AD, you should empty your bladder as soon as possible:

- Pounding headache
- Sweating or flushing of the face
- Goose bumps
- Increased muscle spasms
- Metallic taste in your mouth
- Feeling of anxiety
- Nasal congestion
- Blurred vision
- Seeing spots
- Nausea
- Difficulty breathing
- Slow heart rate

Contact your Doctor or Nurse for more information.

SELF CARE

©2015 University Health Network - Toronto Rehab. All rights reserved. Reviewed 2022. **Disclaimer:** Information is provided for educational purposes only. Consult a qualified health professional regarding specific medical concerns or treatment. University Health Network does not assume and disclaims any liability to any party for any loss or damage by errors or omissions in this publication.

www.SpinalCordEssentials.ca

SCE2-Sa1-2015-11-20