
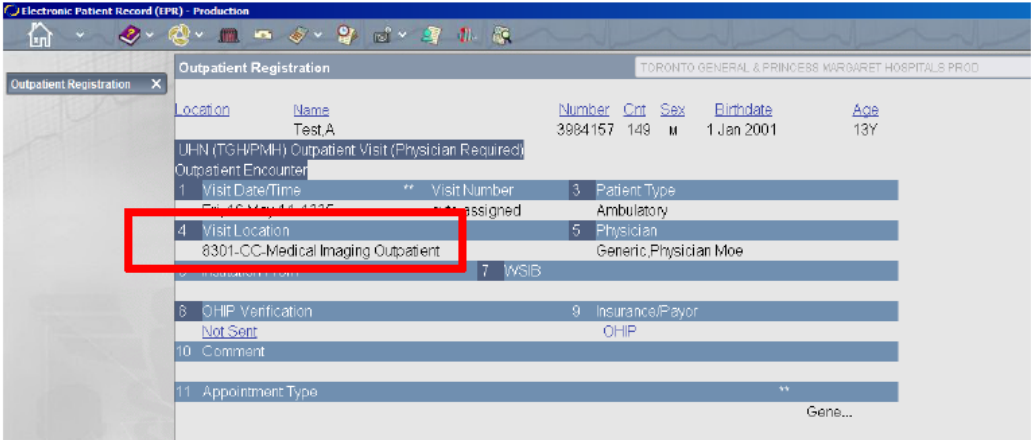
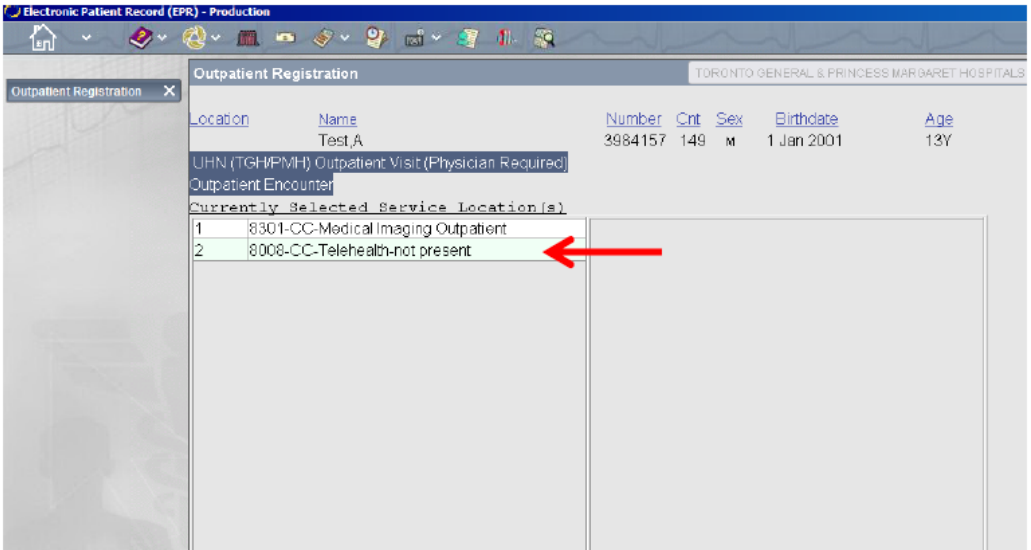


## EPR Visit Creation and Activation: Outpatients (OP)

 For virtual care<sup>1</sup> patient visits, be sure to create a **telehealth** EPR visit

Process Step	
1	Create EPR visit as per usual process
2	<p><b>On outpatient (OP) screen</b></p> <ul style="list-style-type: none"> <li>Your standard location should be entered (if not please enter it)</li> <li>Add a second location, select the “add” key followed by the “expand” key</li> <li>Search for “Telehealth not-present” and select as the secondary location</li> </ul>  
3	Activate EPR visit as per usual process
<b>Congratulations: the virtual visit is now activated!</b>	

<sup>1</sup> UHN approved virtual care platforms covered in the Virtual Care Toolkit include (1) telephone, (2) OTNhub, and (3) Microsoft Teams.