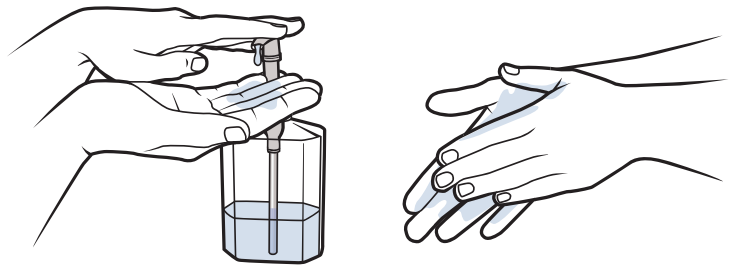


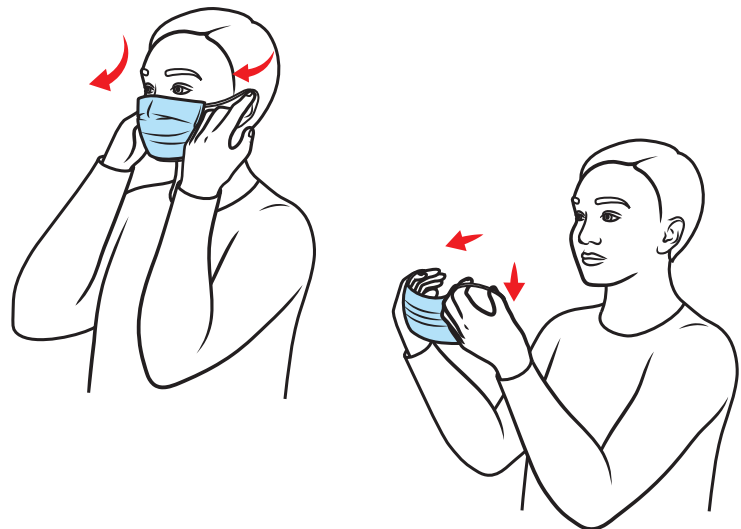
Remove Your Mask Safely

We recommend continuing to wear your mask throughout the hospital and in public areas if you have viral respiratory symptoms (such as coughing, sneezing, runny nose)

1. Clean your hands before touching the mask.



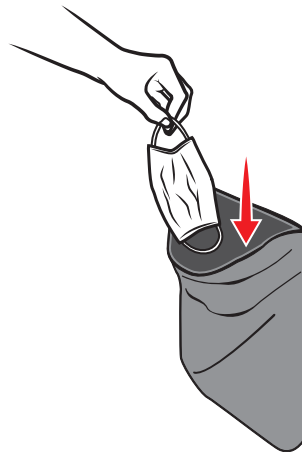
2. Hold the ear loops and then lift the mask away from your face.



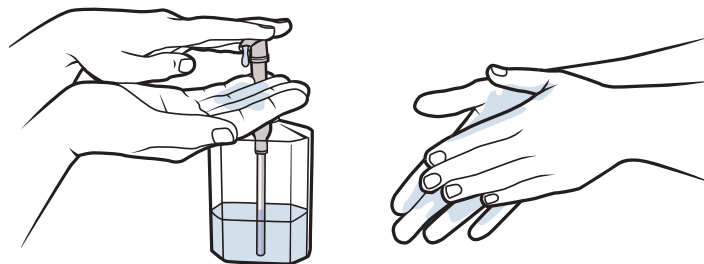
Do not touch your face or the front of the mask while wearing it.



3. Put the mask in the garbage if it is disposable. If your mask is reusable, put it in a plastic bag to wash later.



4. Clean your hands again.



Have feedback about this document?

Please fill out our survey. Use this link: surveymonkey.com/r/uhn-pe

Visit www.uhnpatienteducation.ca for more health information. Contact pfep@uhn.ca to request this brochure in a different format, such as large print or electronic formats.

© 2023 University Health Network. All rights reserved. Use this material for your information only. It does not replace advice from your doctor or other health care professional. Do not use this information for diagnosis or treatment. Ask your health care provider for advice about a specific medical condition. You may print 1 copy of this brochure for non-commercial and personal use only.